
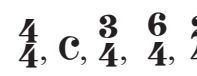
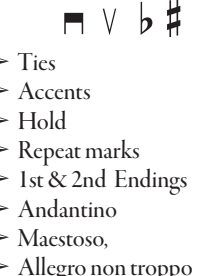
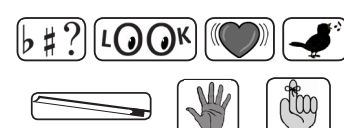


Sight Reading is Easy—At a Glance


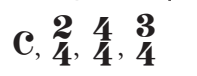
The **Guide** presents an overview of material presented; helpful information; and aids for the reader, practice partner, teacher, or a person interested in reading curricula. The **Encyclopedia of Musical Information** contains definitions of musical terms and ideas. All **SRE** books contain the following features:

- A Fingering Chart to visualize fingerboard relationships
- Step by Step instructions to learn to sight reading
- Information to develop and integrate bowing and left hand skills with sight reading
- Icons to remind readers to check essential sight reading concepts: Key, Look over music, start Pulse, and Sing.
- A Unison Approach for **Violin**, **Viola**, **Cello**, and **String Bass** with specialized material for each instrument as needed.


SRE Book 1—Let's Go!

Sight Reading Principles	Rhythms and Time	Pitches	Keys and Scales
<ul style="list-style-type: none"> ➤ Key Signatures ➤ Seeing Patterns ➤ Looking Ahead ➤ Singing Intervals 	Duple Pulse/Simple Time  	<ul style="list-style-type: none"> ➤ Solfeggio & Pitch Names ➤ All 1st position notes except flat 1st finger ➤ Finger Patterns 1 & 2 (Major & Minor) ➤ Violin has F and B on E string ➤ Bass Positions 1/2, II & III 	<ul style="list-style-type: none"> ➤ D, G, & C Major ➤ G 2 Octave Violin ➤ C 2 Octave Cello & Viola ➤ e & d Minor.
Bowings	Symbols, Terms, & Tempo Markings	Features	Unique to String Bass
<ul style="list-style-type: none"> ➤ Separate ➤ Recovered/Circle Down Bows ➤ Alternating Bowing ➤ Slower & Faster Bows ➤ Linked/ Hooked Bowing ➤ Slurs ➤ Staccato ➤ Pick-up Notes 		<ul style="list-style-type: none"> ➤ Duet ➤ Vocabulary Review <p style="text-align: center;">Icons</p> 	<p style="text-align: center;">Preparation Section</p> <ul style="list-style-type: none"> ➤ 19 pages Quick Start ➤ Fingers 2 & 4 begin ➤ Shifting Study to III^{1/2} ➤ Position Chart ➤ Simple Slurs ➤ Interval Reading ➤ Keys: g, d, a, & e Minor ➤ E^b, B^b, F, C, B^b, & G Major


SRE Book 2—Moving Forward

Sight Reading Principles	Rhythms and Time	Pitches	Keys and Scales
<ul style="list-style-type: none"> ➤ Key Signatures ➤ Seeing Patterns ➤ Looking Ahead ➤ Singing 	Duple Pulse/Simple Time Sub-division in 2  	<ul style="list-style-type: none"> ➤ Solfeggio & Pitch Names ➤ E^b, A^b, B^b, ➤ F[#], C[#], G[#] ➤ Finger Patterns 3, 4, & 5. ➤ Violin B^b and C on E string 	<ul style="list-style-type: none"> ➤ F, B^b, & E^b Major ➤ d, g, & c Minor ➤ All minor sections have Natural, Melodic & Harmonic Scales
Bowings	Symbols, Terms, & Tempo Markings	Features	
<ul style="list-style-type: none"> ➤ Staccato ➤ Unequal Distribution ➤ Hooked Bowing ➤ Dotted Rhythms Slurs Smooth & Separated ➤ Alternating Bow 	<ul style="list-style-type: none"> ➤ D.S. al Fine ➤ Tempo di Marcia ➤ Moderato ➤ Moderato con moto ➤ Allegretto 	<ul style="list-style-type: none"> ➤ Longer Pieces ➤ Duets ➤ A Round ➤ Scotch Snap ➤ Czardas ➤ Sonatina ➤ Sicilienne ➤ Cello: Extensive Open Hand Pivot/Shift Practice ➤ Violin/Viola: Extensive High and Low 2 Practice ➤ Bass: Refinement of Shifting, Pitch, & Tone 	

SRE Book 3—Sixteenth Notes and Other Things

Sight Reading Principles	Rhythms and Time	Pitches	Keys and Scale
<ul style="list-style-type: none"> ➤ Key Signatures ➤ Seeing Patterns ➤ Looking Ahead ➤ Singing 	<p>Duple Pulse/Simple Time Sub-division in 4</p>  <p>Eighth Note Pulse Syncopation</p> <p>$\frac{4}{4}$ $\frac{2}{4}$ C $\frac{3}{4}$ $\frac{3}{4}$</p>	<p>A\sharp, B\sharp, D\flat, D\sharp, E\flat, G\sharp, C\sharp</p> <p>Double Sharps (\times) and Double Flats ($\flat\flat$)</p>	<ul style="list-style-type: none"> ➤ G, D, A, C, F Major ➤ e, b, a Minor ➤ All minor sections have Natural, Melodic & Harmonic Scales
Bowings	Symbols, Terms, & Tempo Markings	Features	
<ul style="list-style-type: none"> ➤ Detache ➤ Alternate Bowing ➤ Hooked/Linked Bowing ➤ Smooth or Hooked Slurred Dotted Rhythms 	<ul style="list-style-type: none"> ➤ Andante ➤ Tempo di Marcia ➤ Adagio, ➤ Lively ➤ Tempo di Valse ➤ Allegro Moderato ➤ Moderately ➤ Double Sharps ➤ Double Flats 	<ul style="list-style-type: none"> ➤ Duets ➤ Sarabande ➤ Mazurka ➤ Familiar Melodies with Altered Rhythms ➤ Cello: $\frac{1}{2}$ Position, High First Position ➤ Cello: Opportunity to Mark Shifts, Open Hand 	

SRE Book 4—Music in Threes and Finishing Things

Sight Reading Principles	Rhythms and Time	Pitches	Keys and Scales
<ul style="list-style-type: none"> ➤ Key Signatures ➤ Seeing Patterns ➤ Looking Ahead ➤ Singing Intervals. 	<p>Compound Time</p>  <ul style="list-style-type: none"> ➤ Eighth Note Pulse ➤ Triplets ➤ Duplets in Compound Time ➤ Double Dots ➤ Cross Rhythms (2:3; 3:2; 4:3; 3:4) ➤ Five notes in a beat <p>$\frac{3}{8}$, $\frac{6}{8}$, $\frac{9}{8}$, $\frac{12}{8}$, $\frac{6}{4}$, $\frac{9}{4}$, $\frac{5}{4}$ & rests</p>	<ul style="list-style-type: none"> ➤ Double Stops ➤ Chords 	<ul style="list-style-type: none"> ➤ G, C, F, G, Major ➤ d, e Minor
Bowings	Symbols, Terms, & Tempo Markings	Features	
<ul style="list-style-type: none"> ➤ Alternating Bowing ➤ Slower & Faster Bows ➤ Linked/ Hooked 	<p>Ornamentation</p> <ul style="list-style-type: none"> ➤ Long Grace Notes ➤ Short Grace Notes ➤ Trills ➤ Turns ➤ Abbreviations ➤ <i>Con alcuna licenza</i> 	<ul style="list-style-type: none"> ➤ A Thorough study of Compound Time ➤ Cross Rhythms with Simple Pitches ➤ Ornamentation ➤ Musical Shorthand ➤ A Rhythm Dictionary of all the rhythms in the books 	